

Loyola University Maryland Student Planning for Advisors

Family Educational Rights and Privacy Act (FERPA)

It is Our Responsibility

Loyola University Maryland has a commitment to protect the confidentiality of student records. The University makes every effort to release information only to those individuals who have established a legitimate educational need for the information. The Family Educational Rights and Privacy Act (FERPA) affords students certain rights with respect to their education records. These rights include:

The right to consent to disclosures of personally identifiable information contained in the student's education records, except to the extent that FERPA authorizes disclosure without consent.

One exception which permits disclosure without consent is disclosure to school officials with legitimate educational interests. A school official is a person employed by the University in an administrative, supervisory, academic or research, among other support staff or university positions.

FERPA violations could result in Loyola losing the privilege of awarding federal financial aid to our students.

It is Your Responsibility

- As faculty or staff, you have a legal responsibility under FERPA to protect the confidentiality of student educational records.
- You have access to student information only for legitimate use in the completion of your responsibilities as a University employee. Need-to-know is the basic principle.
- Your access to student information is based on your role as a University faculty or staff member. You may only view students who you have a legitimate educational interest in assisting.
- You may not release lists or files with student information to any third party outside your college or department unit.
- Notes are accessible to current and future advisors and to the advisee. Notes are considered discoverable when records are subpoenaed.
- Apart from non-suppressed directory information, student educational records are considered private and may not be released without the written consent of the student.
- For more information, go to the current catalogues here: <https://www.loyola.edu/department/records/catalogues> and advance search on Buckley Amendment (select "Find whole word or phrase only").

Accessing Student Planning and Permission to Register Process

1. Login into **Inside Loyola**
With your Loyola username and password

← → ↻ inside.ec.loyola.edu/faculty/Pages/default.aspx

INSIDE LOYOLA

Menu

Home ▶ Faculty

Home

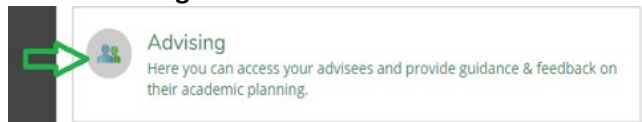
Path to Advising is to select:

- Loyola Self-Service

Teaching, Learning, Working

Loyola Self-Service

2. Select **Advising** from the Self-Service Menu



If you are a current faculty member with at least one advisee and are unable to access this link, contact the Records Office.

3. Email All Advisees

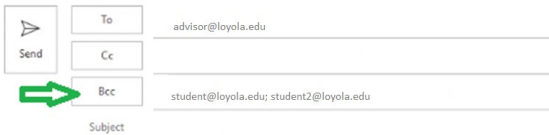
Select the **Email All My Advisees** icon from the Advising Overview screen

Which student do you want to work with?

Find a student by searching or selecting below.



This will open a new email message in your default email client, with all of your advisees in the blind copy (Bcc) portion, to protect your advisee's privacy.

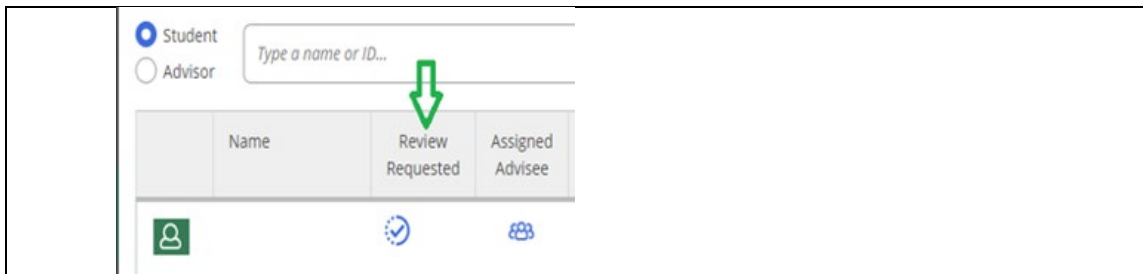


To receive a copy of your email, enter your email address in the "To", complete your email and select send.

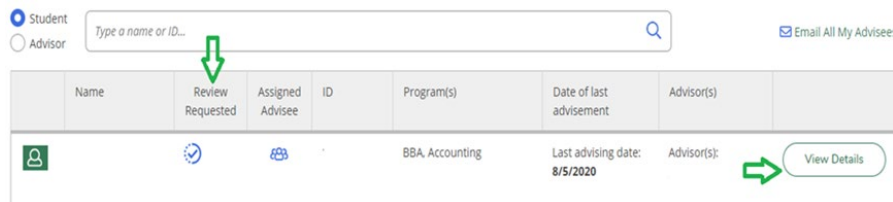
If you need assistance making outlook your default email, please contact the Help Center at ots@loyola.edu or 410-617-5555.

4. From the **Advising Daily Work** screen

Determine if advisees have requested a review – there will be a check mark next to their name.

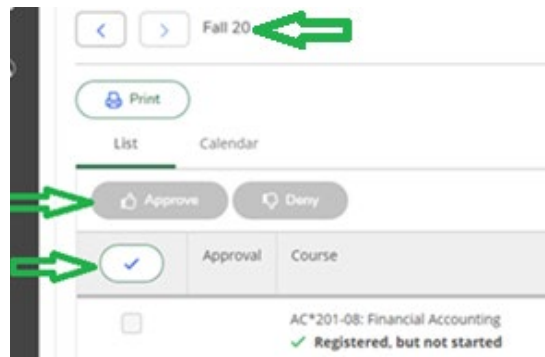


5. To review an advisee's request, click on **View Details** to the right of the advisee's name

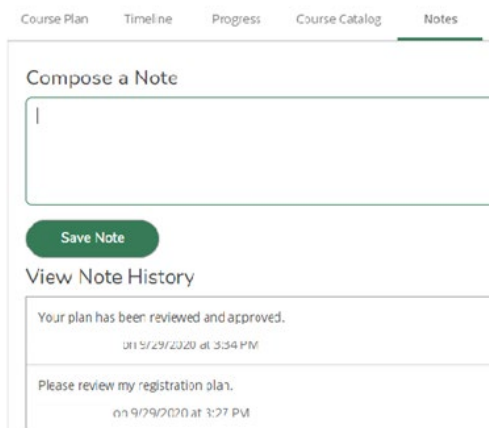


6. Review the courses the student added to their plan and click on Approve or Deny. You may have to click on the greater than symbol (>) to move to the semester for which the student is requesting the review.

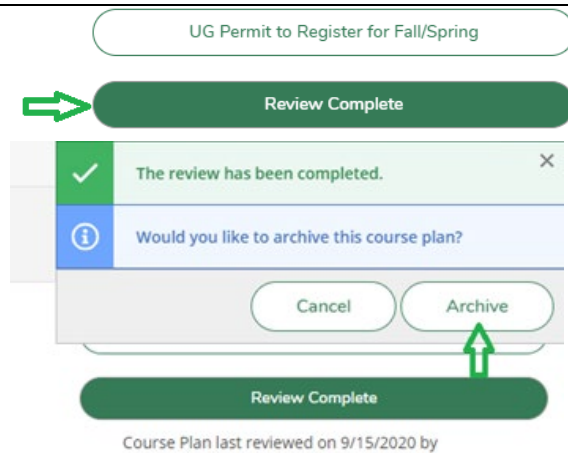
Selecting 'deny' will not prevent students from registering for courses if you give the students permission to register.



7. Review notes from student in the **View Note History** section. Compose a note to the student if desired and select **Save Note**.

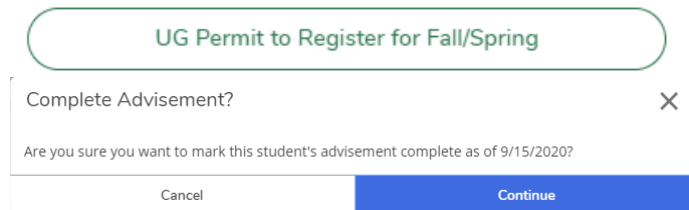


8. Select **Review Complete** to document your approval or denial of course selections. Select archive to store communications / plans.

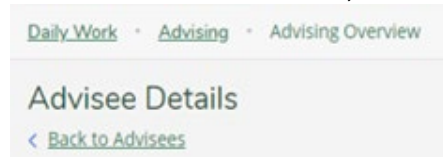


Without marking the plan with Review Complete, you may not receive future communications from the student.

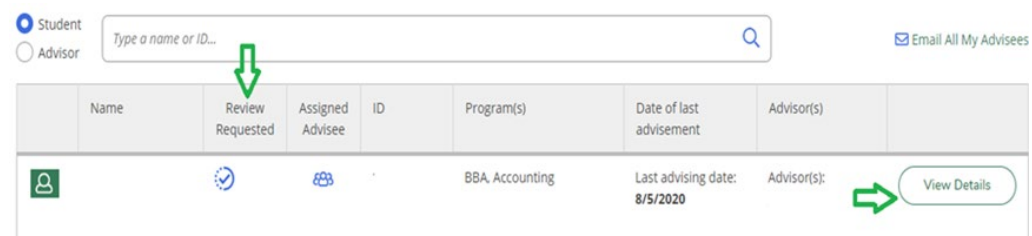
9. **Select UG Permit to Register for Fall/Spring**, this completes the process and allows the student to register for the selected semester. **Select continue.** **Without these two steps, your advisee cannot register.**




10. To move to the next advisee, select **Back to Advisees** and repeat the process.



11. **Approving advisee's 6th course request:**
Select the Advisee from the list requesting review.
Select **View Details**.



12. Select Notes and Compose a Note
Enter **P6YY/SS** on the first line (for example for Fall 2021 enter **P621/FA**) and select Save Note.
If you want to add additional comments simply write a separate note and select Save Note.


Student ID: 

Course Plan Timeline Progress Course Catalog **Notes**

Compose a Note

P621/FA

Save Note



Save the note

The advisee should be able to register for a 6th course at the appropriate time.

13. Sign out of Self-Service. Full registration instructions are available at <https://www.loyola.edu/department/records/faculty> select Student Planning Guide for Advisors.